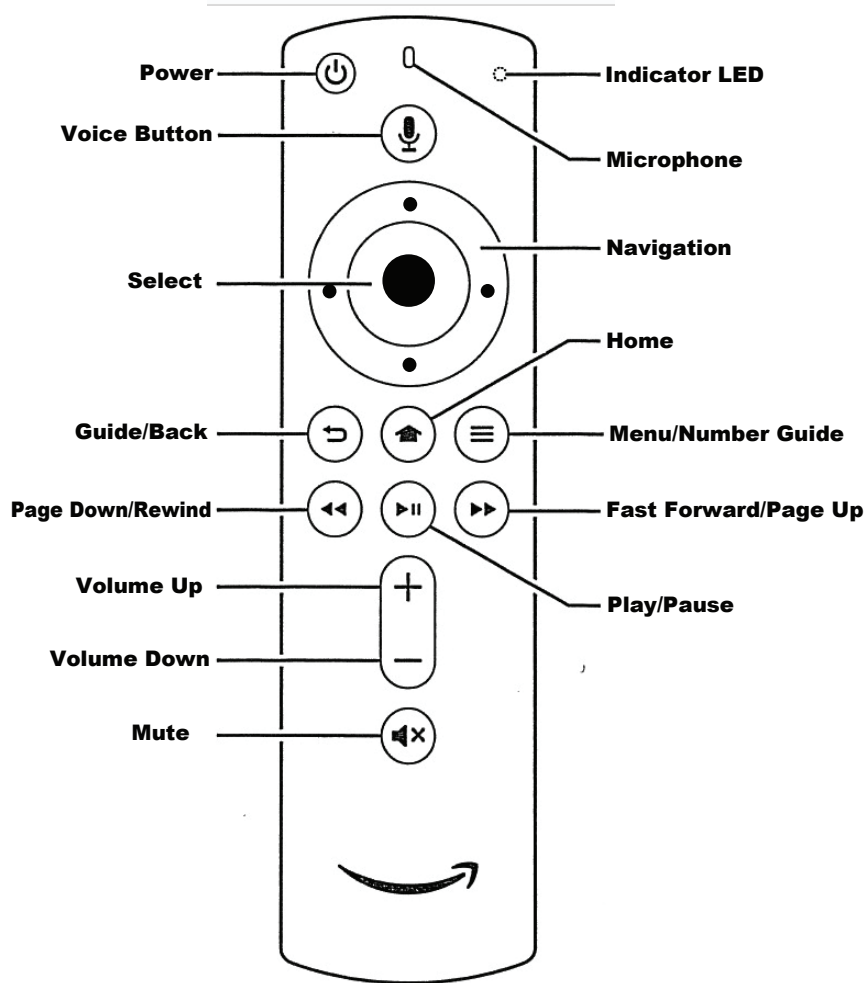
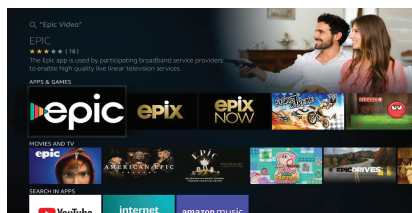


Amazon Fire Stick Remote Guide



Amazon Fire

Sign into your Amazon Fire device and search for [EPIC](#). From there you can download and open the app.



QUICK START GUIDE

Welcome to the EPIC Experience Quick Start Guide!

This guide provides a quick overview of the main features of your EPIC App, so you can access all your entertainment right away.

Home Screen

Guide and Live TV

Restart TV

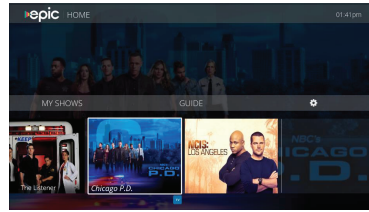
CDVR

Provided by:



Home Screen

The EPIC Home screen takes you to anywhere you want to go



Home Screen Menu Items

Watch live TV, view guide programming and access all your recordings from one place.

My Shows takes you straight to your latest recorded programs, all ready to watch instantly.

Guide takes you to the on-screen program guide that displays up to two weeks of TV programming at the touch of a button.

Settings takes you to all user modifications to personalize your EPIC experience.

Guide and Live TV

Live TV from EPIC gives you the built-in flexibility of a recorded program

When you're watching a show as it is broadcast, you're watching live TV. You can watch live TV by selecting an in-progress show from the Guide.

As you change channels, you'll see a status bar at the bottom of the screen. This bar contains useful information, like the show title, time of airing, channel, whether the show is in HD, and what's up next.

Trickplay

Trickplay allows you to watch live tv with the benefits of pause live features. You can choose PAUSE PLAY, and REWIND/FAST FORWARD up to 3X.



CDVR

Virtually unlimited recordings – in the cloud

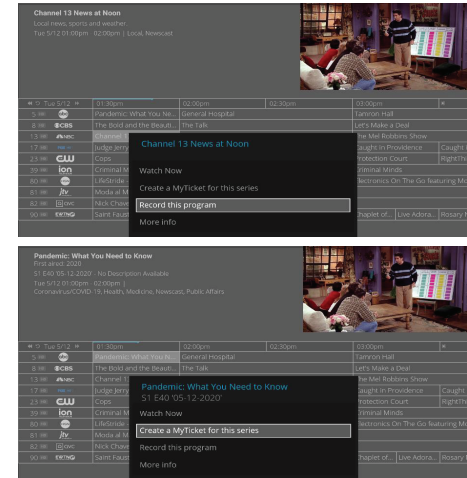
With EPIC's enhanced cloud DVR features, you can record an unlimited number of programs in the cloud for 60 days, and programs saved as Favorites will be stored for up to one year.

Single Program Recording

To record a program from the Guide, select **Record this program**. From there, you can choose time and channel and when to stop and start your recording.

Series Recording

To schedule a recording of a series, select **Create a MyTicket** from the Guide Info Box options. From here you can modify your recording settings.




Restart TV

Never worry about missing a show again!

With EPIC's Restart TV feature, you can re-watch any program that is available on the Guide up to 72 hours.

In the Guide, navigate to the left of the current time and select the program. Then select **Restart this program** to view the program you missed.

**Greyed out grid programs are not available for Restart TV.*



NEVER MISS A THING! STREAM STRAIGHT TO YOUR MOBILE DEVICE!



From your Apple device, search for **EPIC Video** in the App Store From there you can download and open the app.



Sign into your Google Play Account and search for **EPIC** From there you can download and open the app.